



## SEP1004EB SERIES ~ High Current Power Inductors



### PART NUMBERING SYSTEM

<b>SEP</b>	<b>1004EB</b>	—	<b>100M</b>	—	<b>LF</b>
TYPE	DIMENSIONS		INDUCTANCE		LEAD FREE

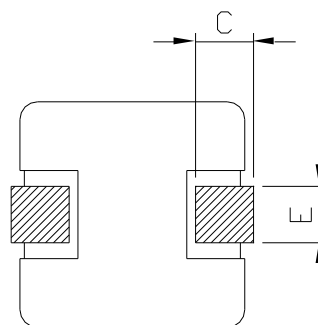
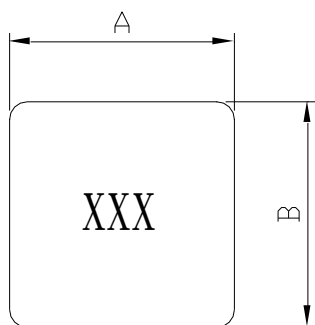
### SHAPES AND DIMENSIONS :

UNIT : mm



### FEATURES :

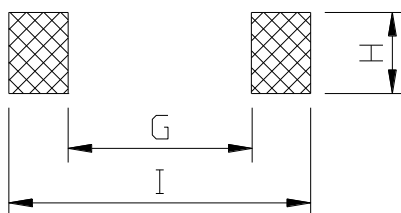
- \* Low profile.
- \* Magnetically shielded low DC resistance .
- \* Suitable for large current application.
- \* Laptop & Notebook computers.
- \* Battery powered equipment.
- \* DC/DC converters.
- \* Digital 、 Cameras 、 Scanners, CD-ROM & DVD.



A=11.5±1.0 B=10.5±0.5 C=2.3 Ref. D=4.0 Max. E=3.0 Ref.

UNIT : mm

### RECOMMENDED PATTERNS



G=6.0 H=4.0 I= 13.0

UNIT : mm

## SEP1004EB SERIES ~ High Current Power Inductors



### SPECIFICATION TABLE

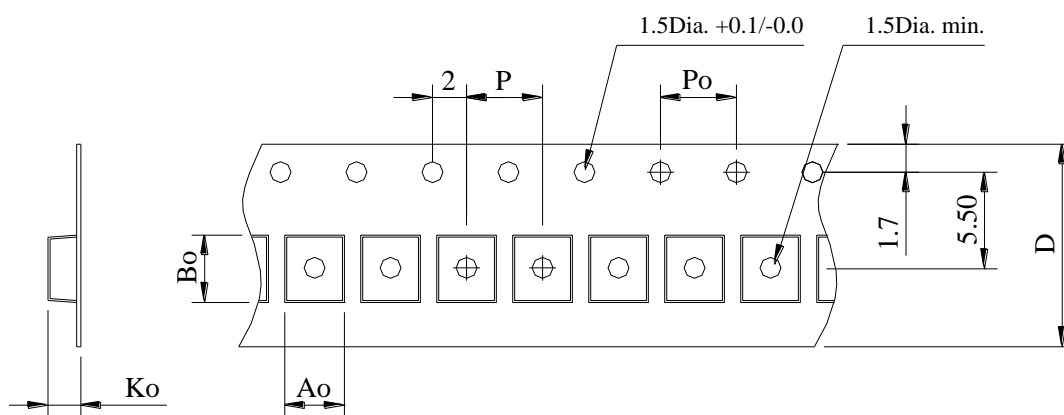
PART NUMBER	INDUCTANCE ( $\mu$ H)	I <sub>sat</sub> ( A ) (Typ.)	I <sub>rms</sub> ( A ) ( $\Delta$ t) 40°C (Typ.)	DCR (m $\Omega$ ) (Max.)	DCR (m $\Omega$ ) (Typ.)	Test Freq. (KHz)
SEP1004EB-R19M-LF	0.19 $\pm$ 20%	90.0	40.0	0.95	0.875	100KHz/1V
SEP1004EB-R36M-LF	0.36 $\pm$ 20%	60.0	31.5	1.40	1.30	100KHz/1V
SEP1004EB-R56M-LF	0.56 $\pm$ 20%	49.0	27.5	1.80	1.70	100KHz/1V
SEP1004EB-1R0M-LF	1.0 $\pm$ 20%	36.0	17.5	4.10	3.70	100KHz/1V
SEP1004EB-1R5M-LF	1.5 $\pm$ 20%	27.5	15.0	5.80	5.30	100KHz/1V
SEP1004EB-2R2M-LF	2.2 $\pm$ 20%	25.5	12.0	9.00	8.20	100KHz/1V
SEP1004EB-3R3M-LF	3.3 $\pm$ 20%	18.6	10.0	11.80	10.80	100KHz/1V
SEP1004EB-4R7M-LF	4.7 $\pm$ 20%	17.0	9.5	16.50	15.00	100KHz/1V
SEP1004EB-5R6M-LF	5.6 $\pm$ 20%	16.0	8.5	19.30	17.60	100KHz/1V
SEP1004EB-6R8M-LF	6.8 $\pm$ 20%	13.5	8.0	23.30	21.20	100KHz/1V
SEP1004EB-8R2M-LF	8.2 $\pm$ 20%	12.5	7.0	34.00	31.00	100KHz/1V
SEP1004EB-100M-LF	10 $\pm$ 20%	12.0	6.8	36.50	33.20	100KHz/1V

- I<sub>sat</sub> : DC current at which the inductance drops 30% (typ) from its value without current.
- I<sub>rms</sub> : Average current for a 40°C temperature rise above 25°C ambient.
- Operating temperature range -55°C to +125°C.

## SEP1004EB SERIES ~ High Current Power Inductors



### PACKAGING SPECIFICATION



STAYLE	Q'TY (PCS)	DIMENSIONS (m/m)					
		$A_o$	$B_o$	$K_o$	$P$	$P_o$	$D \pm 0.3$
13"	800	12.2	11.2	4.1	16	4.0	24