



SEP1206E SERIES~ High Current SMD Power Inductors



PART NUMBERING SYSTEM

SEP	1206E	—	1R0M	—	LF
TYPE	DIMENSIONS		INDUCTANCE		LEAD FREE

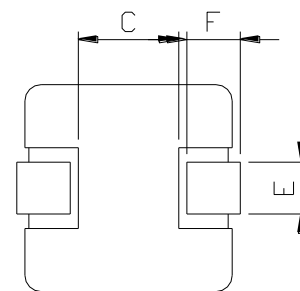
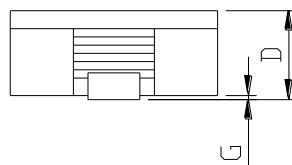
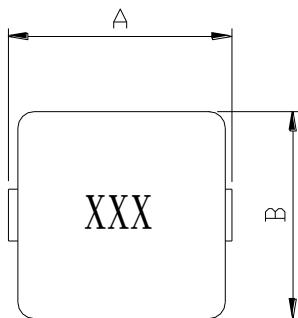
SHAPES AND DIMENSIONS :

UNIT : mm



FEATURES :

- * Magnetically shielded low DC resistance .
- * Suitable for large current application.
- * Laptop & Notebook computers.
- * Battery powered equipment.
- * DC/DC converters.
- * Digital 、 Cameras 、 Scanners, CD-ROM & DVD.

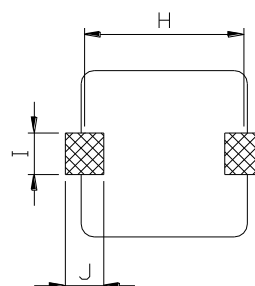


A=13.5±1.0 B=12.8±0.5 C=6.0 Ref. D=6.5 Max. E=3.8 Ref. F=2.5 Ref. G=0.2 Max. UNIT : mm

RECOMMENDED PATTERNS

UNIT : mm

H=10.25 I= 5.00 J= 4.25





SEP1206E SERIES~ High Current SMD Power Inductors



SPECIFICATION TABLE

PART NUMBER	INDUCTANCE (μ H)	I _{sat} (A) (Typ.)	I _{rms} (A) (Typ.)	DCR (m Ω) (Max.)	Test Freq. (KHz)
SEP1206E-R10M-LF	0.10 \pm 20%	120	60	0.50	100KHz/1V
SEP1206E-R15M-LF	0.15 \pm 20%	118	55	0.60	100KHz/1V
SEP1206E-R22M-LF	0.22 \pm 20%	112	53	0.70	100KHz/1V
SEP1206E-R30M-LF	0.30 \pm 20%	72	48	0.80	100KHz/1V
SEP1206E-R33M-LF	0.33 \pm 20%	65	46	0.90	100KHz/1V
SEP1206E-R40M-LF	0.40 \pm 20%	64	44	1.00	100KHz/1V
SEP1206E-R47M-LF	0.47 \pm 20%	63	41	1.20	100KHz/1V
SEP1206E-R56M-LF	0.56 \pm 20%	62	37	1.40	100KHz/1V
SEP1206E-R68M-LF	0.68 \pm 20%	60	35	1.60	100KHz/1V
SEP1206E-R82M-LF	0.82 \pm 20%	50	33	1.90	100KHz/1V
SEP1206E-1R0M-LF	1.00 \pm 20%	49	32	2.00	100KHz/1V
SEP1206E-1R2M-LF	1.20 \pm 20%	48	30	2.50	100KHz/1V
SEP1206E-1R5M-LF	1.50 \pm 20%	45	27	3.00	100KHz/1V
SEP1206E-1R8M-LF	1.80 \pm 20%	41	24	3.20	100KHz/1V
SEP1206E-2R2M-LF	2.20 \pm 20%	40	22	4.20	100KHz/1V
SEP1206E-3R3M-LF	3.30 \pm 20%	35	18	6.80	100KHz/1V
SEP1206E-4R7M-LF	4.70 \pm 20%	30	13.5	11.2	100KHz/1V
SEP1206E-5R6M-LF	5.60 \pm 20%	26.5	13.5	10.0	100KHz/1V
SEP1206E-6R8M-LF	6.80 \pm 20%	16.5	11.5	14.0	100KHz/1V
SEP1206E-8R2M-LF	8.20 \pm 20%	16.0	10.5	15.5	100KHz/1V
SEP1206E-100M-LF	10 \pm 20%	15.5	10.0	16.8	100KHz/1V
SEP1206E-220M-LF	22 \pm 20%	12.0	6.0	40.0	100KHz/1V

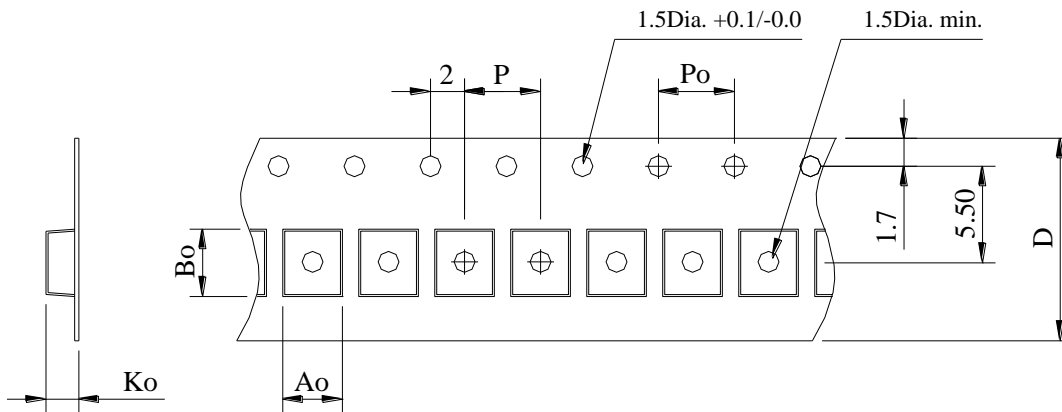
- I_{sat} : DC current at which the inductance drops 20% (typ) from its value without current.
- I_{rms} : Average current for a 40°C temperature rise above 25°C ambient.
- Operating temperature range -55°C to +125°C ,Electrical specifications at 25°C.



SEP1206E SERIES~ High Current SMD Power Inductors



PACKAGING SPECIFICATION



STAYLE	Q'TY (PCS)	DIMENSIONS (m/m)					
		A_o	B_o	K_o	P	P_o	$D \pm 0.3$
13"	400	14.2	13.5	6.6	20	4.0	24