




SPS4015 SERIES ~ Shielded Power Inductors



RoHS Compliant



FEATURES :

- Excellent shielded construction .
- Low profile inductor (4.1x4.1x1.6 mm Max.)
- Lowest DCR / large currents .
- Low buzz noise
- Lead Free and RoHS compliant .

Applications :

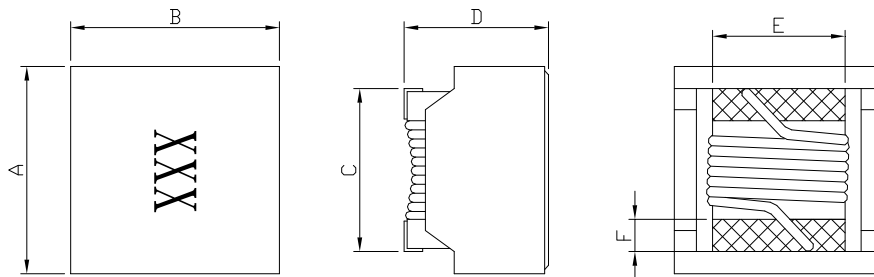
Mobil phone , Notebook computers, PC cards, wireless communication and handheld devices.

PART NUMBERING SYSTEM

SPS	4015	—	6R8M	—	LF
TYPE	DIMENSIONS		INDUCTANCE		LEAD FREE

SHAPES AND DIMENSIONS

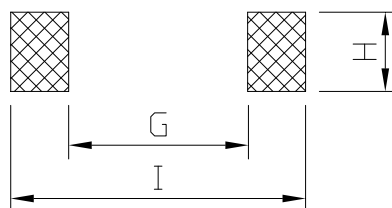
UNIT : mm



A=4.1 Max. B=4.1 Max. C=2.45±0.1 D=1.6 Max. E=2.0±0.1 F=0.5±0.07

RECOMMENDED PATTERNS

UNIT : mm



G=1.27 Ref. H=2.54 Ref. I=3.31 Ref.



SPS4015 SERIES ~ Shielded Power Inductors



RoHS Compliant

SPECIFICATION TABLE

PART NUMBER	INDUCTANCE (μH)	DCR (Ω) (Max)	Isat (Max)	Irms (Max)
SPS4015-1R0M-LF	1.0±20%	0.04	2.20	2.30
SPS4015-1R8M-LF	1.8±20%	0.07	1.85	2.00
SPS4015-2R2M-LF	2.2±20%	0.08	1.60	1.75
SPS4015-2R7M-LF	2.7±20%	0.09	1.45	1.36
SPS4015-3R3M-LF	3.3±20%	0.11	1.35	1.24
SPS4015-3R9M-LF	3.9±20%	0.14	1.15	1.12
SPS4015-4R7M-LF	4.7±20%	0.16	1.10	0.90
SPS4015-6R8M-LF	6.8±20%	0.20	0.85	0.79
SPS4015-100M-LF	10±20%	0.27	0.70	0.69
SPS4015-120M-LF	12±20%	0.35	0.67	0.60
SPS4015-150M-LF	15±20%	0.50	0.60	0.58
SPS4015-220M-LF	22±20%	0.60	0.52	0.43
SPS4015-330M-LF	33±20%	0.80	0.45	0.38
SPS4015-390M-LF	39±20%	0.90	0.40	0.32
SPS4015-470M-LF	47±20%	1.00	0.35	0.30

- Inductance is measured with a LCR meter HP4284A or equivalent .
- Isat: DC current at which the inductance drops 35% (typ.) from its value without current. .
- Irms: Average current for a 40°C rise above 25°C ambient
- Operating temperature range -40°C to +105°C.
- Electrical specifications at 25°C.
- Packing : 13" reel, machine-ready ,embossed plastic tape (3,500 parts per full reel) .