



## IPS3110 Series

DIN-Rail Mounting

10-port 100M/Gigabit Layer 2 Unmanaged Industrial PoE Ethernet Switch

- Support 2 gigabit Combo ports (SFP slot or RJ45) and 4/8 100M PoE copper ports
- The maximum power consumption of single PoE is 30W
- PoE could power device over Ethernet, thus decreasing the cable connection of powered devices
- Support dual power supply inputs, optional input voltage 24VDC or 48VDC devices
- Support -40~75°C wide operating temperature range



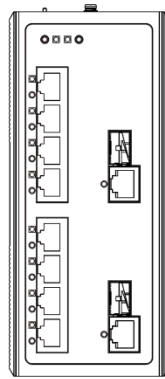
## Introduction

IPS3110 series are 10-port 100M/Gigabit layer 2 unmanaged industrial PoE Ethernet switches, and the PoE power supply is up to the protocol standard of IEEE 802.3af/at. This series have two types of product and provide 100M copper port, PoE copper port and Gigabit Combo port (SFP slot or RJ45). They also adopt DIN-Rail mounting, which can meet the requirements of different scenes.

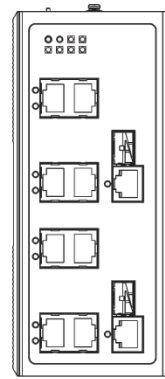
The input power supply is two independent power supply circuits which can ensure the normal operation of the device when one power supply fails. The DIP switch could implement functions, such as Flow Control, Port Alarm, RJ45 Forced 10M, etc. The 4-PoE device also supports VLAN. When power supply or port has link failure, ALARM indicator will be bright and send out alarm, meanwhile, alarm device connected to the relay will send out alarm for rapid scene troubleshooting. Hardware adopts fanless, low power consumption, wide temperature and voltage design and has passed rigorous industrial standard tests, which can suit for the industrial scene environment with harsh requirements for EMC. It can be widely used in smart grid, rail transit, smart city, safety city, new energy, intelligent manufacturing and other industrial fields.

## Dimension

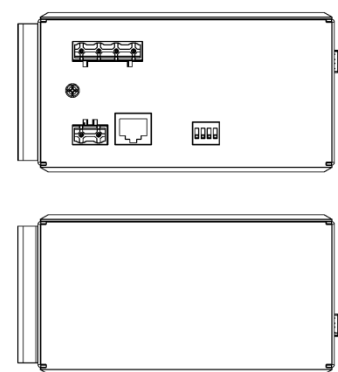
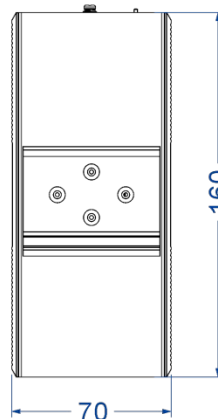
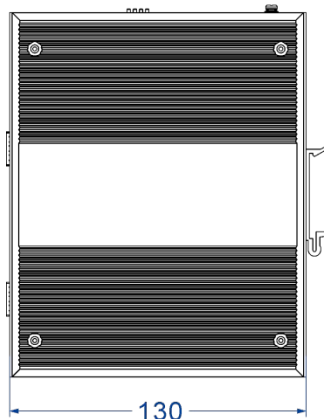
Unit:mm



IPS3110-2GC-8POE



IPS3110-2GC-4T-4POE



## Specification

Standard & Protocol	IEEE 802.3 for 10Base-T IEEE 802.3u for 100Base-TX IEEE 802.3z for 1000Base-X IEEE 802.3ab for 1000Base-T IEEE 802.3x for Flow Control IEEE 802.3af for PoE IEEE 802.3at for PoE+									
PoE	Maximum power consumption of PoE port: 30W Power supply pins of PoE: V+, V+, V-, V- correspond to Pin 1, 2, 3, 6									
Interface	100M copper port: 10/100Base-T(X), RJ45, Automatic Flow Control, Full/Half Duplex Mode, MDI/MDI-X Autotuning Combo port: 10/100/1000Base-T(X) or 1000Base-X Alarm port: 2-pin 7.62mm pitch terminal blocks, support 1 relay alarm output, current carrying capacity is 1A@24VDC or 0.5A@120VAC									
LED Indicator	Running Indicator, Port Indicator, Power Supply Indicator, Alarm Indicator, PoE Indicator									
Switch Property	Transmission mode: store and forward MAC address: 8K Packet buffer size: 1Mbit Backplane bandwidth: 7.6G Switch time delay: <10μs									
Power Requirement	Optional 24VDC or 48VDC devices, 4-pin 7.62mm pitch terminal blocks Dual power supply redundancy, reverse polarity protection									
Power Consumption	<table border="1"> <thead> <tr> <th>Model</th> <th>No-load(@48VDC)</th> <th>Full-load(@48VDC)</th> </tr> </thead> <tbody> <tr> <td>IPS3110-2GC-8POE</td> <td>4.3W</td> <td>123.6W</td> </tr> <tr> <td>IPS3110-2GC-4T-4POE</td> <td>8.9W</td> <td>114.4W</td> </tr> </tbody> </table>	Model	No-load(@48VDC)	Full-load(@48VDC)	IPS3110-2GC-8POE	4.3W	123.6W	IPS3110-2GC-4T-4POE	8.9W	114.4W
Model	No-load(@48VDC)	Full-load(@48VDC)								
IPS3110-2GC-8POE	4.3W	123.6W								
IPS3110-2GC-4T-4POE	8.9W	114.4W								
Environmental Limit	Operating temperature range: -40~75°C Storage temperature range: -40~75°C Relative humidity: 5% ~ 95% (no condensation)									
Physical Characteristic	Housing: IP40 protection, metal Installation: DIN-Rail mounting Dimension (W x H x D): 70mm×160mm×130mm Weight: ≤1.07kg									

Industrial Standard

IEC 61000-4-2 (ESD), Level 3

- Air discharge:  $\pm 8\text{kV}$
- Contact discharge:  $\pm 6\text{kV}$

IEC 61000-4-4 (EFT), Level 3

- Power supply:  $\pm 2\text{kV}$
- Ethernet port:  $\pm 2\text{kV}$
- Relay:  $\pm 2\text{kV}$

IEC 61000-4-5 (Surge), Level 3

- Power supply: common mode  $\pm 2\text{kV}$ , differential mode  $\pm 1\text{kV}$
- Ethernet port:  $\pm 2\text{kV}$
- Relay: common mode  $\pm 2\text{kV}$ , differential mode  $\pm 1\text{kV}$

Shock: IEC 60068-2-27

Free fall: IEC 60068-2-32

Vibration: IEC 60068-2-6

Certification	CE, FCC, RoHS
Warranty	5 years

## Ordering Information

Available Models	Gigabit Combo (SFP slot or RJ45)	100M Copper Port	100M POE Copper Port	Power Supply
IPS3110-2GC-8POE	2	-	8	Optional 24VDC or 48VDC ,
IPS3110-2GC-4T-4POE	2	4	4	dual power supply



Address: 3/B, Zone 1, Baiwangxin High Technology Industrial Park, Song Bai Road, Nanshan District, Shenzhen, 518108, China

TEL.: +86-755-26702668 ext 835 FAX: +86-755-26703485

E-mail: [ics@3onedata.com](mailto:ics@3onedata.com)

Website: [www.3onedata.com](http://www.3onedata.com)

◀ [Please scan our QR code for more details](#)

\*Product pictures and technical data in this datasheet are only for reference. Updates are subject to change without prior notice. The final interpretation right is reserved by 3onedata.