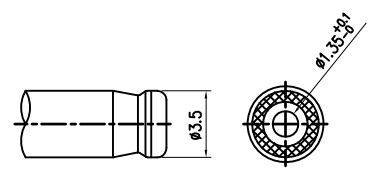
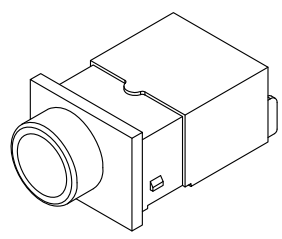
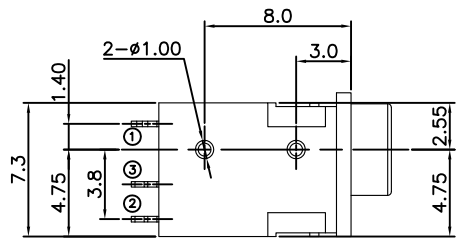
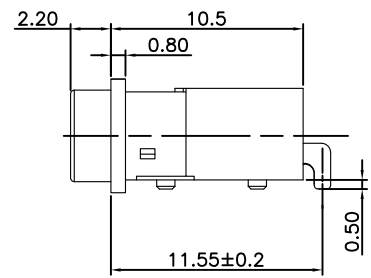
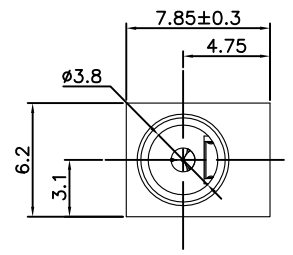
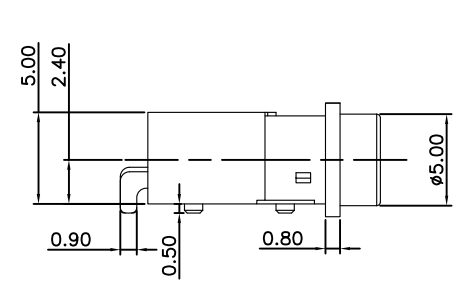


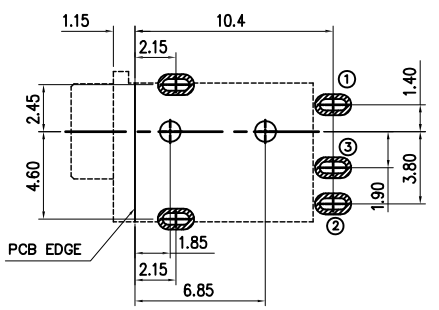
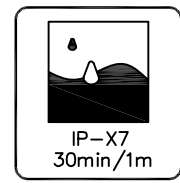
RoHS Compliant

3402-03 SERIES WATERPROOF DC POWER JACK

REV	DATE	DESCRIPTION	ECN NO.	NAME
A	17.09.12	PROPOSAL		SKY
A1	17.12.04	SEE SECOND PAGES		SKY



DC PLUG-REF



Recommend of PC Board Holes
Tolerance : ±0.05(Top view)

CAT. NO.	PIN	SCHEMATIC
G3402-03 SERIES	φ1.3	

GENERAL TOLERANCE	WIESON TECHNOLOGIES CO., LTD		PART NO.: G3402-030000XX-00	
	X.X = ±0.30	DRAWN BY	SKY	DRAWING NO.
X.XX = ±0.20	CHECKED BY	SKY	DRAWING SIZE	2.5: 1 A4
X.* = ±2'	APPROVED BY	JIM	UNIT	mm
	SORTING NO.	WSC	PAGE	1 OF 2

RoHS Compliant

1 2 3 4
3402-03 SERIES WATERPROOF DC POWER JACK

REV	DATE	DESCRIPTION	ECN NO.	NAME
A	17.09.12	PROPOSAL		SKY
A1	17.12.04	Update O-RINGS Parameter		SKY

MATERIAL:

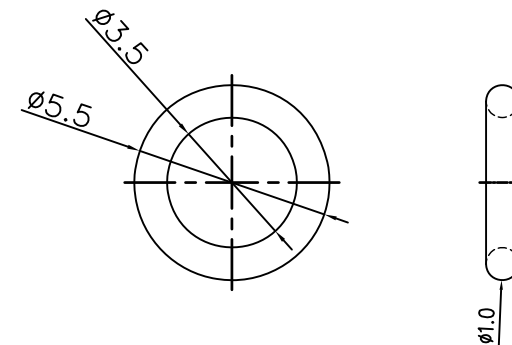
- 1. TERMINAL 1: BRASS
- 2. TERMINAL 2: COPPER ALLOY
- 3. TERMINAL 3: BRASS
- 4. HOUSING : HIGH TEMP. PLASTIC UL94V-0(BLACK)
- 5. COVER : HIGH TEMP. PLASTIC UL94V-0(BLACK)
- 6. O-RINGS : SILICONE UL94V-0(WHITE) HARDNESS:30° ▲

PLATING:

TERMINAL: SELECTIVE Au PLATED ON CONTACT AREA
(SEE ORDER INFORMATION),
Sn PLATED ON SOLDER TAIL AREA,
BOTH OVER Ni UNDERPLATED OVERALL.

SPECIFICATIONS:

- 1. Electrical Characteristics:
 - 1-1.Rating: DC VA
 - 1-2.Contanct Resistance:50mΩ Max.(Initial)
100mΩ Max.(Final) After test:≤50mΩ
 - 1-3.Dielectric Withstanding Voltage:500V AC for One Minute
 - 1-4.Insulation Resistance:100MΩ Min.Measured By 500VDC
- 2. Mechanical Characteristics:
 - 2-1.Plug Insertion Force:0.3~2.0Kgf(initial)
0.3~2.0Kgf(Final)life test
 - 2-2.Plug Extraction Force:0.3~2.0Kgf(initial)
0.3~2.0Kgf(Final)life test
- 3.Durability Test:5000Cycles min
- 4.Operating temperature:-25°C~+70°C
- 5.Soldering Heat Resistance Reflow Soldering 260°C
- 6.Housings and O-rings are packed separately
- 7.The connector can go through the IR process once only
- 8.The O-Ring can not go through the IR process with waterproof connector together



O-RING

NOTES:

- 1.HOUSINGS AND O-RINGS ARE PACKED SEPARATELY
- 2.THE O-RING CAN NOT GO THROUGH THE IR PROCESS WITH WATERPROOF CONNECTOR TOGETHER

ORDER INFORMATION : G3402-030000 XX -00

- 01 : Au FLASH ON CONTACT AREA
- 02 : 3u"Au ON CONTACT AREA
- 03 : 15u"Au ON CONTACT AREA
- 04 : 30u"Au ON CONTACT AREA

GENERAL TOLERANCE	WIESON TECHNOLOGIES CO., LTD	PART NO.:	
X.X =±0.30	WIESON	G3402-030000XX-00	
X.XX =±0.20		DRAWN BY	SKY
X.* =±2*		CHECKED BY	SKY
⊕		APPROVED BY	JIM
		DRAWING NO.	G3402-030000XX-00
		DRAWING SIZE	2.5 : 1 A4
		UNIT	mm
		PAGE	2 OF 2