



Coilmaster



RoHS Compliant

SPECIFICATION APPROVAL

CUSTOMER : ELMACON

PRODUCT : SQH5040S-470M-LF

Pb-free

CODE NO. : C03050026

CUS. CODE :

SPEC.NO. : C-3050-026(01)

DATE : 8-Oct-12

CUSTOMER APPROVAL

Coilmaster Electronics Co., Ltd.

3F ,NO.211 HUAN BEI ROAD, CHUNG-LI DISTRICT

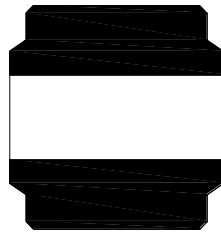
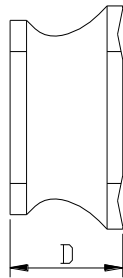
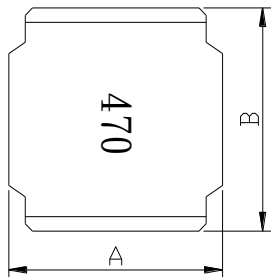
TAOYUAN CITY, TAIWAN.

TEL : (886)34228279 FAX : (886)34525688

PREPARED BY	APPROVED BY	AUTHORIZED BY
JEAN	TONY	MASCOT

PRODUCT	SQH5040S-470M-LF	COIL SPECIFICATION	DATE	2012/10/8
SPEC.NO.	C-3050-026(01)		CODE NO.	C03050026

EXTERNAL DIMENSIONS :




A : 5.2 Max. m/m
 B : 5.2 Max. m/m
 D : 4.1 Max. m/m

ELECTRICAL CHARACTERISTIC :

L(μ H) : 47 \pm 20% 100KHz 1V
 DCR(m Ω) : 372 Max.
 IDC(A) : 1.1 Max. (L1.1A MAX \geq 0Ax70%)
 INDUCTANCE DROP : 30% Typ. @ IDC 1.10 A
 Operating Temperature Range : -40 $^{\circ}$ C ~ +125 $^{\circ}$ C

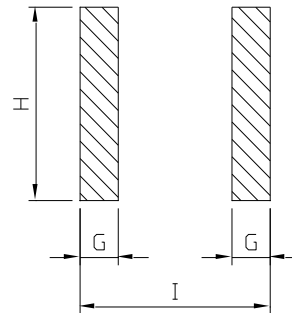
SCHEMATIC DRAWING :



ψ Ts(Ref.)

"●" START FOR STAND

PCB PATTERN :



G : 1.5 m/m
 H : 4.0 m/m
 I : 5.1 m/m

MATERIAL LIST :

NO	ITEM	MATERIAL	SUPPLIER OF THE MATERIAL
1			
2			
3			
4			

COILMASTER ELECTRONICS CO., LTD.

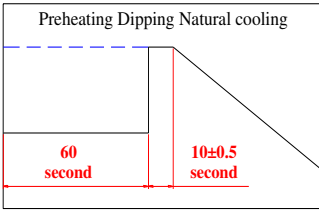
PRODUCT	SQH5040S-470M-LF	COIL SPECIFICATION	DATE	2012/10/8
SPEC.NO.	C-3050-026(01)		CODE NO.	C03050026

TEST DATA

ELECTRICAL CHARACTERISTICS								
MEAS. ITEM	L(μH)	DCR(mΩ)	IDC(A)					
TEST FREQ.	100KHz 1V	Max.	Max.					
YOUR			L(1.1A)					
SPEC.	47±20%	372	≧0A×70%					
1								
2								
3								
4								
5								
6								
7								
8								
9								
10								
X	#DIV/0!	#DIV/0!	#DIV/0!					
R	0.00	0.00	0.00					

DIMENSION								
MEAS. ITEM	A	B	C	D				
TEST FREQ.	m/m	m/m	m/m	m/m				
YOUR								
SPEC.	5.2 Max.	5.2 Max.		4.1 Max.				
1								
2								
3								
4								
5								
6								
7								
8								
9								
10								
X	#DIV/0!	#DIV/0!		#DIV/0!				
R	0.00	0.00		0.00				

COILMASTER ELECTRONICS CO., LTD.

PRODUCT	SQH5040S-470M-LF	COIL SPECIFICATION	DATE	2012/10/8
SPEC.NO.	C-3050-026(01)		CODE NO.	C03050026
TEST ITEMS	SPECIFICATIONS	TEST CONDITIONS / TEST METHODS		
<u>ELECTRICAL PERFORMANCE TEST</u>				
L	REFER TO STANDARD ELEC-TRICAL CHARACTERISTIC LIST.	CH-1061 OR EQUIV.		
DCR		CH-502A OR EQUIV		
RATED CURRENT		APPLIED THE CURRENT TO COILS THE IDUCTANCE CHANGE SHOULD BE LESS THAN 30% TO INITIAL VALUE AND TEMPERATURE RISE SHOULD NOT BE MORE THAN 40°C ..		
TEMPERATURERISE TEST	40°C MAX (Δt)	1. APPLIED THE ALLOWED DC CURRENT FOR 4 HOURS. 2. TEMPERATURE MEASURE BY DIGITAL SURFACE THERMOMETER.		
OVER LOAD TEST	NO EVIDENCE OF ELECTRICAL DAMAGE	APPLIED 1.5 TIMES OF RATED ALLOWED DC CURRENT TO INDUCTORS FOR A PERIOD OF 5 MINUTES.		
<u>MECHANICAL PERFORMANCE TEST</u>				
SOLDER HEAT RESISTANCE	1. INDUCTORS SHOULD HAVE NO EVIDENCE OF ELEC- TRICAL AND MICHANICAL DAMAGE 2. INDUCTANCE SHOULD NOT HANGE MORE THAN± 10% 3. SOLDER MATERIAL WILL BE LEAD FREE.	PREHEAT:150°C 60SECS		
VIBRATION TEST (LOW FREQUENCY)		SOLDER TEMPERATURE: 255±5°C		
		 <p>FLUX: ROXIN..</p> <p>DIP TIME:10±0.5SECS.</p>		
SHOCK TEST	1.AMPLITUDE: 1.5 mm 2.FREQUENCY: 10-55-10HZ / 1 MIN 3.DIRECTION: X, Y, Z 4.DURATION: 2 HRS/X, Y, Z			
		INDUCTORS SHOULD BE DROPPED 10 TIMES FROM A HEIGHT OF 1m ONTO 3cm WOODEN BOARD.		

COILMASTER ELECTRONICS CO., LTD.

PRODUCT	SQH5040S-470M-LF	COIL SPECIFICATION	DATE	2012/10/8
SPEC.NO.	C-3050-026(01)		CODE NO.	C03050026
TEST ITEMS	SPECIFICATIONS	TEST CONDITIONS / TEST METHODS		
<u>MECHANICAL PERFORMANCE TEST</u>				
SOLDERABILITY TEST	MORE THAN 90% OF TERMINAL ELECTRODE SHOULD BE COVERED WITH SOLDER.	AFTER FLUXING, INDUCTOR SHALL BE DIPPED IN A MELTED SOLDER BATH AT 255±5°C FOR 5 SECONDS		
COMPONENT ADHESION (PUSH TEST)	1.5Kg Min	THE DEVICE SHOULD BE REFLOW SOLDERED (255±5°C FOR 10 SECONDS) TO A TINNED COPPER SUBSTRATE. A DYNOMETER FORCE GAUGE SHOULD BE APPLIED TO THE SIDE OF THE COMPONENT. THE DEVICE MUST WITH- STAND A MINIMUM FORCE OF 1.5Kg WITHOUT AILURE OF THE TERMINATION . ATTACHED TO COMPONENT.		
COMPONENT ADHESION (PULL TEST)	1.5Kg Min	1.INSERT 10cm WIRE INTO THE REMAINING OPEN EYE BEND THE ENDS OF EVEN WIRE LENGTHS UPWARD AND WIND TOGETHER 2. TERMINAL SHALL NOT BEREMARKABLY DAMAGED		
FLEXTURE STRENGTH	THE FORCES APPLIED SHOULD NOT DAMAGE THE DIELECTRIC.	SOLDER A CHIP ON A TEST SUBSTRATE, BEND THE SUBSTRATE BY 2mm AND RETURN.		
RESISTANCE TO SOLVENT TEST	THERE SHOULD BE NO CASEDEFORMATION, CHANGE IN APPEARANCE OR BITERATION OF MARKING	INDUCTERS SHALL WITHSTAND 6 MINTES OF ALCOHOL		

COILMASTER ELECTRONICS CO., LTD.

PRODUCT	SQH5040S-470M-LF	COIL SPECIFICATION	DATE	2012/10/8
SPEC.NO.	C-3050-026(01)		CODE NO.	C03050026

TEST ITEMS	SPECIFICATIONS	TEST CONDITIONS / TEST METHODS
------------	----------------	--------------------------------

CLIMATIC TEST

TEMPERATURE CHARACTERISTIC	1.APPEARANCE:NO DAMAGE 2.INDUCTANCE:WITHIN±10% OF INITIAL VALUE.	- 40°C ~ +125°C	
HUMIDITY TEST		60°C ±2°C / 96±2 HOURS	
LOW TEMPERATURE STORAGE		1.TEMPERATURE:- 25°C ±2°C 2.TIME: 96±2 HOURS	
THERMAL SHOCK TEST		1.-25±5°C FOR 30 MINUTES. +80±5°C FOR 30 MINUTES. 2.TOTAL: 10 CYCLES	
HIGH TEMPERATURE STORAGE		1.APPLIED CURRENT: MAX RATED CURRENT 2.TEMPERATURE:80°C ±2°C	

NOTE : INDUCTORS ARE TO BE TESTED AFTER 2 HOUR AT ROOM TEMPERATURE.

LIFE TEST

HIGH TEMPERATURE LOAD LIFE TEST	INDUCTORS SHOULD BE NO EVIDENCE OF SHORT OR OPEN CIRCUIT	1. TEMPERATURE: 80±2°C 2. TIME: 500±12 HOURS 3. LOAD: ALLOWED DC CURREN
HUMIDITY LOAD LIFE TEST		1. TEMPERATURE: 60±2°C 2. R.H.: 90-95% 3. TIME: 500±12 HOURS 4. LOAD: ALLOWED DC CURREN

COILMASTER ELECTRONICS CO., LTD.

PRODUCT	SQH5040S-470M-LF	COIL SPECIFICATION	DATE	2012/10/8
SPEC.NO.	C-3050-026(01)		CODE NO.	C03050026

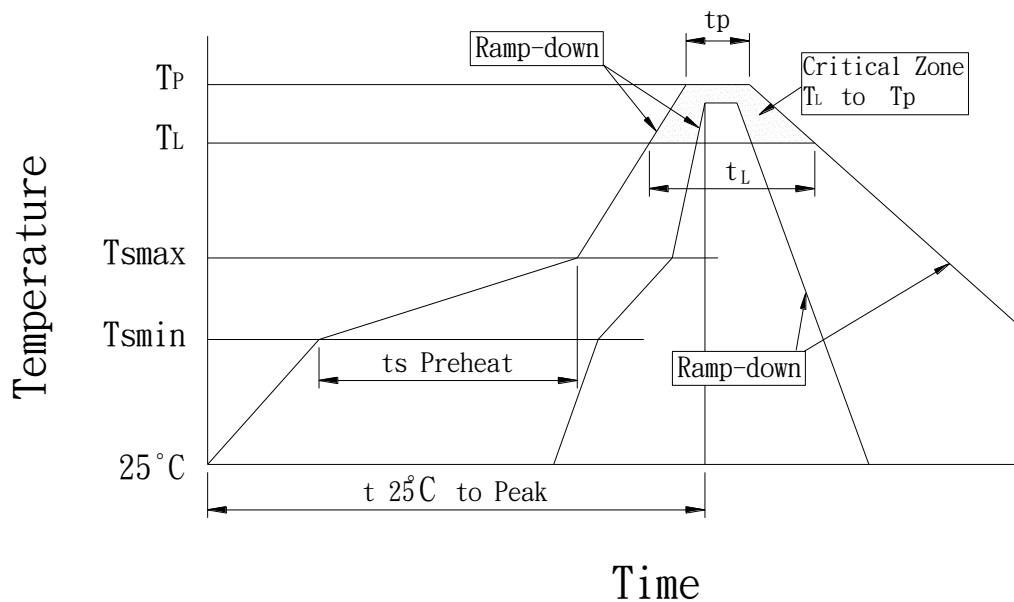
RECOMMENDED SOLDERING CONDITIONS :

CLASSIFICATION REFLOW PROFILES

Profile Feature	Sn-Pb Eutectic Assembly		Pb-Free Assembly	
	Large Body	Small Body	Large Body	Small Body
Average ramp-up rate (T_L to T_p)	3°C/second max.		3°C/second max.	
Preheat				
-Temperature Min ($T_{s_{min}}$)	100°C		150°C	
-Temperature Min ($T_{s_{max}}$)	150°C		200°C	
-Time (min to max) (ts)	60-120 seconds		60-180 seconds	
$T_{s_{max}}$ to T_L				
-Ramp-up Rate			3°C/second max.	
Time maintained above:				
-Temperature (T_L)	183°C		217°C	
-Time (t_L)	60-150 seconds		60-150 seconds	
Peak Temperature (T_p)	225 +0/-5°C	240 +0/-5°C	245 +0/-5°C	255 +5/-5°C
Time within 5°C of actual Peak Temperature (tp)	10-30 seconds	10-30 seconds	10-30 seconds	20-40 seconds
Ramp-down Rate	6°C/second max.		6°C/second max.	
Time 25°C to Peak Temperature	6 minutes max.		8 minutes max.	

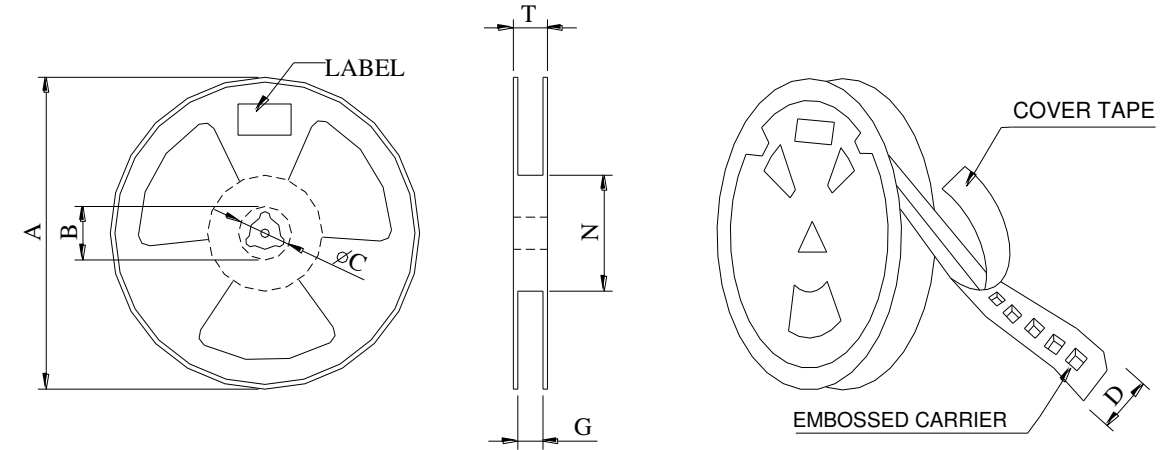
Note : All temperatures refer to top side of the package. Measured on the package body surface.

REFLOW SOLDERINGS

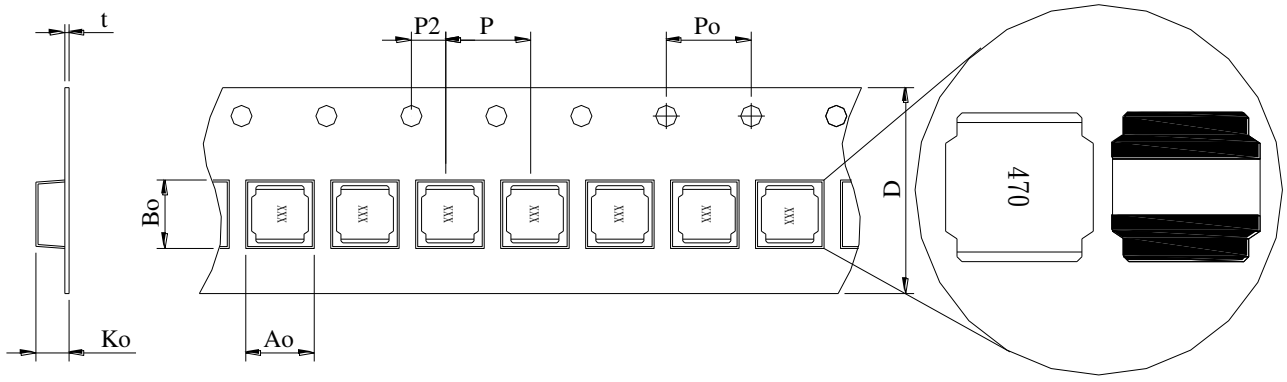


PRODUCT	SQH5040S-470M-LF	COIL SPECIFICATION	DATE	2012/10/8
SPEC.NO.	C-3050-026(01)		CODE NO.	C03050026

PACKAGE :



*CARRIER TAPE WIDTH : D

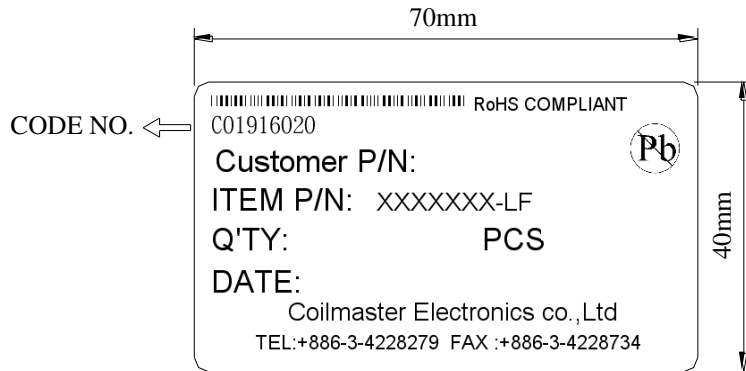


STYLE	DIMENSIONS (m/m)														
	Q'TY (PCS)	A	B	C	D	G	N	T	Ao	Bo	Ko	t	P	Po	P2
330	1500	330	—	—	16	16.5 ±0.5	99	—	5.4	5.4	4.25	0.35	12	4	2.0 ±0.05

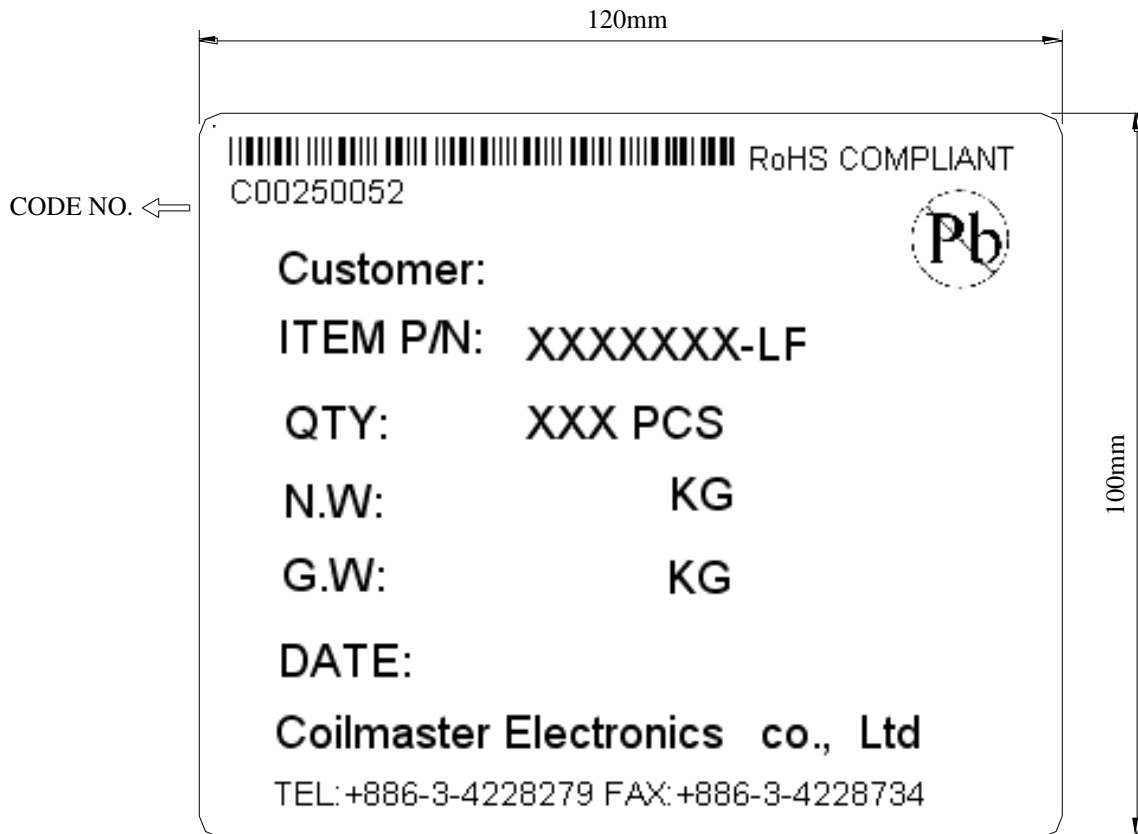
COILMASTER ELECTRONICS CO., LTD.

PRODUCT	SQH5040S-470M-LF	COIL SPECIFICATION	DATE	2012/10/8
SPEC.NO.	C-3050-026(01)		CODE NO.	C03050026

TABLE :



INNER BOX LABEL



OUT BOX LABEL

COILMASTER ELECTRONICS CO., LTD.